



The European Agricultural Fund
for Rural Development:
Europe investing in rural areas



**Scottish Rural
Development
Programme**



Date	Author	Details
15 September 2015	Alistair Prior	Version 1
15 February 2017	Vicky Dunlop	Version 2 – Updates: additional clarification on how to complete the Eol and supportive links

Contents

1. Expression of Interest (Eol)	2
2. Completing and submitting an Eol	2
2.1 LAG Area	3
2.2 Project idea	3
2.3 Local Development Strategy	3
3. Assessing the EOI	4
4. Contact with the LAG	4
5. What happens next	4

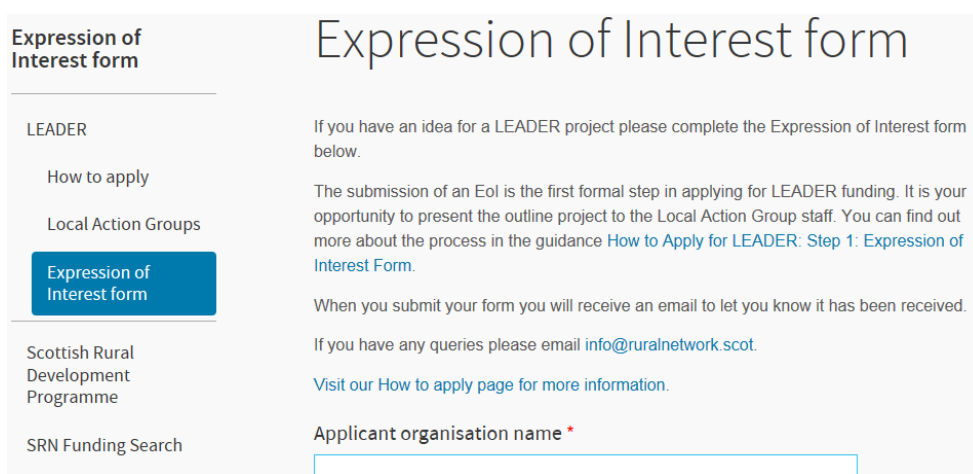
1. Expression of Interest (EoI)

The submission of an EoI is the first step in applying for LEADER funding. It is your opportunity to present your initial ideas/needs to the Local Action Group (LAG). At this stage, there is no requirement for a full project plan to be in place.

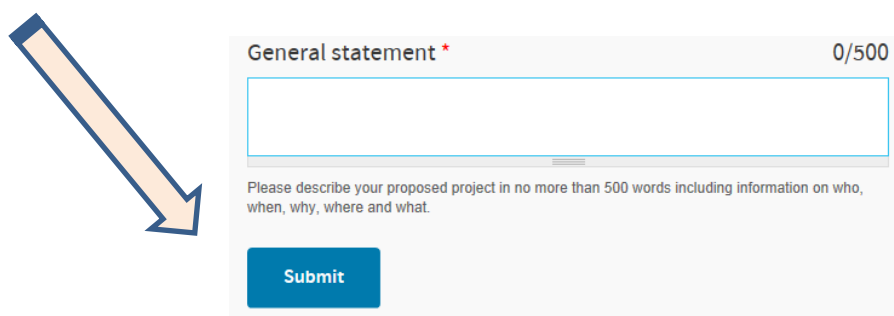
2. Completing and submitting an EoI

The EoI form is available from and submitted via the Scottish Rural Network, link below:

www.ruralnetwork.scot/funding/leader/expression-interest-form



You must answer all the required questions on the form, marked with a red asterisk. Once you have completed all the relevant sections the form is sent to the LAG area which you selected from the 'Local Action Group area' dropdown list by clicking the 'submit' button at the end of the form.



If you are submitting an EoI for a cooperation project (i.e. your idea covers more than one Local Action Group area) you should select the main Local Action Group area from the "Local Action Group area" dropdown list. The other LAG areas that you anticipate the project covering should be listed within the "Additional LAG area" box.

Your completed form will be sent to the Local Action Group (LAG) area selected from the dropdown list. Where the idea covers more than one Local Action Group area, the LAG area which receives the form will share your submission with the additional LAG areas.

2.1 LAG Area

If you are not sure which Local Action Group area you are in you can check the Local Development Strategy areas map using the link below:

www.ruralnetwork.scot/local-development-strategy-areas-2014-2020-map

Local Development Strategy areas 2014-2020 map

Author: Scottish Government

Details:

A map showing the LEADER Local Development Strategy areas for the 2014-2020 programme.

 LEADER 2014 20 GIS LDS V9 03 Feb 2016 (2.36 mb)

2.2 Project idea

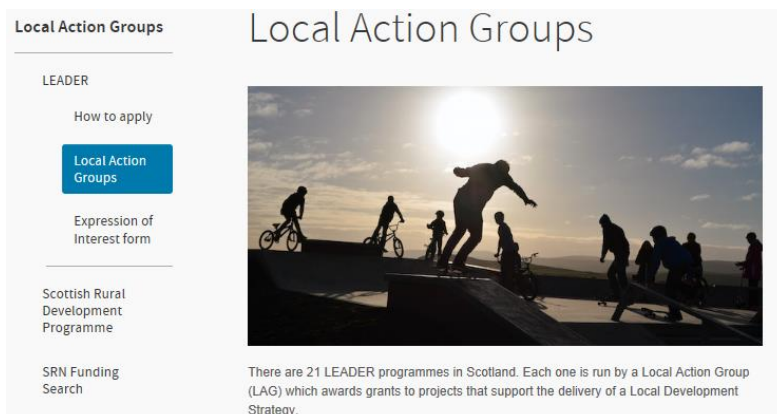
The description of your project idea should be entered into the 'General Statement' section. This should be a clear and concise description of your proposed project activities and what you hope to achieve. This section is limited to 500 words, and it is important that whoever is reading it can easily understand what your project is about, so they can work out if it is eligible for LEADER funding and fits with the Local Development Strategy.

Remember that this section is about your project, not your organisation, so you only need to put background information about your organisation if you feel it is really necessary to explain your project.

2.3 Local Development Strategy

LEADER projects must support the delivery of the Local Development Strategy. The aim and objectives of the Local Development Strategies can be found by selecting the LAG area using the link below. Further information is available from the Local Actions Group directly or via their website – contact details are also available by selecting the relevant LAG area from the link below.

www.ruralnetwork.scot/funding/leader/local-action-groups



3. Assessing the EOI

The LAG will consider and assess your Eoi for:

- fit with the relevant Local Development Strategy
- suitability for LEADER funding
- level of funding requested

4. Contact with the LAG

Local Action Group staff will contact you soon to discuss your need/idea. Follow up work may include a meeting and/or a request for clarification/further information. They will then advise you whether or not the proposal/idea should proceed to full application.

5. What happens next

If the LAG staff **do not agree to your proposal proceeding**, you will be provided with feedback on why the Eoi was rejected alongside suggestions for future submission or alternative potential funding options.

If your **proposal proceeds** to a full application the LAG team will be on hand to work with you to develop your idea. You will be asked to provide further details to enable the LAG to set you up on the online grant management IT system (LARCS) where you will provide full details and the necessary information to support your application. Further detailed applicant guidance is available using the link below.

www.ruralnetwork.scot/leader/guidance

Note: the acceptance of your Eoi at this stage is **not a guarantee of future funding**. The Local Action Group has absolute discretion in the determination of an application for LEADER funding.